

THE SHRINE OF OUR LADY OF WALSINGHAM




Educational Visits

Experience England's Nazareth

3 CHURCHES TRAIL (KS2)

FOLLOW UP RESOURCES



CONTENTS



Page

- 3-4 Teaching Ideas
Ideas for follow-up activities
- *The Orthodox Chapel of St Seraphim*
 - *The Roman Catholic Church of the Annunciation*
 - *The Methodist Church*
 - *Compare and Contrast*
- The Annunciation*
- *The Lady Richeldis and life in the Middle Ages*
 - *Pilgrimage today*
- 5 Different Groups of Christians
- 6 - 8 Fact Sheets
- Walsingham Methodist Church*
 - The Roman Catholic Church of the Annunciation*
 - St Seraphim's Orthodox Church*
- 9 - 10 Activity Sheet: Photo Match (RC Church)
Match the photographs to the descriptions or write your own descriptions for the photographs
- 11 Resource Sheet: Stained Glass Windows (RC Church)
- 12 Activity Sheet: What's the Same and What's Different?
Template to compare and contrast the churches.
- 13 What do modern pilgrims do?
A pilgrimage timetable
- 14 Activity Sheet: The Walsingham Story. Why Walsingham?
Codebreaker
- 15 Activity Sheet: The Walsingham Story. Why Walsingham?
Wordsearch

TEACHING IDEAS



THE ORTHODOX CHAPEL OF ST SERAPHIM

- Research different types of crosses and their meanings (e.g. an orthodox cross, crucifix, palm cross, Celtic cross, plain cross)
- Discuss how icons are used as aids to prayer. What other items may help a Christian to pray? You might want to take a look at www.exploringprayer.co.uk to help you.
- Look up on the internet how icons are written. Find out about the symbolism of the different colours used.
- Find out about some different saints. Write your own icon for one of these. You could add gold paint to make it really special.



THE ROMAN CATHOLIC CHURCH OF THE ANNUNCIATION

- Find out what the following mean: font, tabernacle, altar, crucifix, holy water stoup, aumbry.
- Use the sheets on p 9 and p 10 to match the descriptions to the pictures and to write about what each one is.
- Look at the pictures of the stained glass windows in this church on p 11. Can you design your own stained glass window, either by colouring or using coloured tissue paper?
- Find out about the stations of the cross. There are 14 of them which tell the story of Jesus's crucifixion. Pair up the children and ask them to make a collaborative image for one of the stations each on A3 paper. Display them round the classroom.
- Look up how a rosary is used to help some Catholics to pray. Make a simple, one decade rosary bracelet using beads and elastic. The children could write a prayer with something to think about for each of the 10 beads.

THE METHODIST CHURCH

- Look up, play and learn some of the hymns written by Charles Wesley.
- Discuss the main features of a Methodist church e.g. the pulpit, communion table, pews, organ, simple decoration. Use this to design your own Methodist church interior.
- Make a pulpit in the classroom. Children can practise reading a Bible passage from there.
- Look up the main ideas of Methodism. Create a leaflet advertising the Methodist church.
- Find out about the charity work that the Methodist Church in the UK promote. Use drama to create a campaign.

COMPARE AND CONTRAST

Use the template on page 12. Draw, label and write about the different churches and how they look, feel and worship. What is the same and what is different?

Discuss which one you and your children prefer and why.

TEACHING IDEAS



THE ANNUNCIATION

The Annunciation is the very start of the Christian faith. It is when the angel Gabriel appeared to Mary and asked her to have God's son- Jesus. Pilgrims visiting Walsingham spend time during their 'First Visit' in front of the picture in the chapel of the Annunciation.

- Search the internet for artwork showing the Annunciation. Discuss what each is showing. Can you see the Holy Spirit? How is Mary portrayed? How are they the same? How and why are they different? What colours are used and why? What do they think the angel would have looked like? Ask the children to create their own artwork showing the story of the Annunciation.
- What do they think the conversation between Mary and the angel was like? Create a playscript or drama.
- What job did angels have? Find other stories from the bible where angels appear. What did they do? How are they described in the bible.



THE LADY RICHELDIS AND LIFE IN THE MIDDLE AGES

- Re-read the story of the Lady Richeldis (available in our educational Visits Guide or The History of Pilgrimage to Walsingham booklet). Make a timeline together of what happened to her and what she did.
- Create a comic strip to show the Walsingham story.
- What do you think the conversation between Mary and the Lady Richeldis was like? Write a short play script.
- Think about how the Lady Richeldis must have felt. What would she be thinking when all this happened to her? Write a diary to show the events, and her thoughts and feelings.
- Ask the children to research life in the middle ages. What was life like for ordinary people? How did they live? What things in their lives might have made them want to go on pilgrimage?
- Create a fact file or poster to show key facts about life in the middle ages.

PILGRIMAGE TODAY

- Special journeys. Ask the children to think about any special journeys that they have made. Who or what did they go and see? How did they prepare for their journey? What did they do while they were there? What feelings did they have?
- What might people pray about in the Holy House today? Make a list of the types of things people might want to talk to God about e.g. to say sorry, for someone who is ill, for someone who has died, to say thank you, something that is troubling them etc. Ask the children to write a prayer that they or someone else might use while they are in the Holy House.
- (See activity sheet page 12) Look at the example pilgrimage timetable and discuss the different activities and services that pilgrims take part in. (Further information on this can be found in the booklet 'What do pilgrims do at Walsingham', which is available on our website). Create their own pilgrimage timetable. What would be the important things to do during your stay?
- Research other Christian Pilgrimage places e.g. Lourdes, Jerusalem, Bethlehem, Canterbury, Rome, Iona, Santiago de Compostella. Create a short presentation or poster to show why pilgrims would go there and what would they do. Compare what happens with Walsingham? Is it the same or different? Why?
- Why would Christians visit these places?

FACT SHEET



WALSINGHAM METHODIST CHURCH

Outside

- The Methodist chapel looks like a house.
- It has a plain cross on the black sign.



Inside

- The inside is plain, like a house.
- The font is very small so that it doesn't feel like a church.
- There are pews for people to sit in.

The pulpit

- The pulpit is the central feature of the church. This is because the word of God is the most important part of the service.

The Communion Table

- This is in front of the pulpit. The communion table is where the bread and wine (real bread and non-alcoholic wine) are blessed then shared.
- Small, individual glasses are used to give out the wine. }




FACT SHEET

THE RC CHURCH OF THE ANNUNCIATION




Outside

- The church was built in 2006
- There is a large crucifix outside. A crucifix has an image of Jesus on it.
- There is also a large image of the annunciation - where Mary was asked by Gabriel to be Jesus's mother.



Inside

- The inside is modern, light and airy.
- There is a font - where people are baptised.
- There are pews for people to sit down during the service.
- There are some statues and large stained glass windows.



Holy Communion

- The altar is in the centre of the church. Everyone can see what is happening.
- The blessing of the bread and wine is the central part of the service.
- Bread only is given to the people. The priest takes both bread and wine.
- The bread is a wafer, not a bread roll.

FACT SHEET

ST SERAPHIM'S ORTHODOX CHURCH

Outside

- The orthodox chapel is topped with an onion dome.
- It also has a cross on top and an icon over the door.
- St Seraphim's church is built in an old railway station.



Inside

- The inside of the chapel is richly decorated with many icons on the walls and on the iconostasis (icon stand).



Holy Communion

- The altar is behind the iconostasis because only priests are allowed to see the bread and wine being blessed.
- Real bread and wine are used.
- The bread and wine are given to the people on a silver spoon through the open doors at the front.

PHOTO MATCH



Match the photograph with its description. All the items are found in the Roman Catholic Church of the Annunciation in Walsingham.



The altar - This is a special table where the priest consecrates the bread and the wine, turning them into Jesus's body and blood. It has 5 legs - one for Jesus, and one for each of the 4 gospel writers.

Can you find out who the 4 gospel writers are?



Aumbry - this is the store cupboard for the holy oils of Chrism, Catechumens and Unction. They are used during baptism, the crowning of Kings or Queens and when someone is ill.

During which special week are the oils blessed?




Crucifix - a special cross with Jesus on it. In this church, the crucifix is hung in front of a window.

Above Jesus's head are the letters INRI. Can you find out what this means?




Tabernacle - this is a special place where the blessed bread is kept. This is called reserved sacrament. It is covered and a candle burns by it at all times to show the presence of Jesus and that it is very special.

Can you design a special tabernacle for a church?



Holy water stoup - this is a bowl, filled with holy water, which people may use to make the sign of the cross on themselves when they enter the church.

At which other ceremony is the sign of the cross made on a Christian's head?



Font - this is filled with water that is blessed by the priest. It is used to baptise (or christen) babies and adults.

Can you find out what happens at a baptism?

PHOTO MATCH




Write a description for each picture. All the items are found in the Roman Catholic Church of the Annunciation in Walsingham- **font, aumbry, crucifix, tabernacle, altar, holy water stoup**



STAINED GLASS WINDOWS



What can you see in these windows? Why are the colours important?



Walsingham Churches – What’s the Same and What’s Different?

| | St Seraphim’s Orthodox Church | The Roman Catholic Church of the Annunciation | Walsingham Methodist Church |
|--|-------------------------------|---|-----------------------------|
| What does the outside look like? | | | |
| What does the inside look like? | | | |
| How is Holy Communion celebrated? | | | |
| What makes each church different from the others? (<u>write two ideas in each box.</u>) | | | |

WHAT DO MODERN PILGRIMS DO? PILGRIMAGE PLAN



Here is a typical programme for pilgrims coming for a weekend at the Shrine.

The Blessing of Those Beginning a Journey

Before the pilgrims set off on their journey they gather together to focus their minds on what is to come and on what they want to gain from their pilgrimage. They also think about prayers they want to offer at the Shrine for themselves and others. The Priest will then bless the pilgrims as they begin their journey to Walsingham.

Friday

First Visit

Once the group has arrived, they make their First Visit to the Holy House. They offer prayers and give thanks for their safe arrival at the Shrine. The group will also pray for their pilgrimage and those left at home.

6.30pm **Supper** in the refectory

7.30pm **Free Time** to settle into their rooms and meet socially.

Saturday

7.30am **Morning Prayer** with their group

8.00am **Breakfast** in the refectory

10.00am **Stations of the Cross** in the Shrine gardens

11.00am **Free Time** to explore the village

12.00pm **Intercessions in the Holy House**- The group spend time in the Holy House thanking God and praying together for the sick, for those in need, for people who have died, for their own church and community

12.30pm **Lunch** in the Refectory

3.00pm **Free Time** groups may take the opportunity to go to the seaside or an attraction nearby

6.00pm **Pilgrimage Sung Mass**

7.00pm **Supper** in the Refectory

8.15pm **Sermon, Procession and Benediction**

Sunday

7.30am **Morning Prayer** with their group

8.00am **Breakfast** in the refectory

11.00am **Mass at the** Parish Church in the village

12.30pm **Lunch** in the Refectory

2.30pm **Sprinkling, Laying-On of Hands and Anointing**

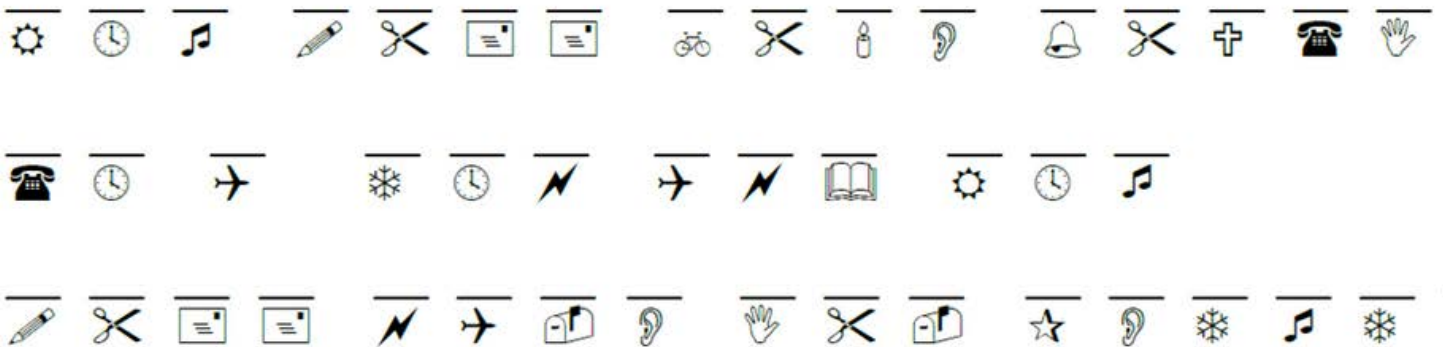
4.00pm **Procession of the Blessed Sacrament and Last Visit**

THE WALSINGHAM STORY

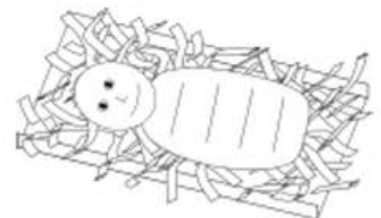
WHY WALSINGHAM?



Use the code to find out what the Angel Gabriel said to Mary.



Luke 1:31



THE WALSINGHAM STORY

WHY WALSINGHAM?



Find the words from the Walsingham story.

L L E W X Z I A L Y O E P M Z L K Y
 W E P R A Y S R N R W L S O Q E H L
 R A D W R E Z R S A A L N T N G Y O
 V S I W L U R N W M L F E H J N G H
 B U I D F M Q O J E S E M E E A V X
 U D N D O U G I K M I F K R S B F R
 P A E M L Y B S G P N Y R M U W Z G
 C B M X R E L I Q B G H O N S W G K
 C R R O N E H V W P H J W O E O N A
 L D N P H S N C T O A H O U S E I N
 A A P R I O R Y I Q M Z Y C Q A L J
 M D D W U G O L T R S I J C W N A Q
 W Q G Y E J T S M I R G L I P X E Y
 L E P A H C G Y P F W R V W B Z H T
 W G H I Z A Q I D N G A B R I E L W

ANGEL

CHAPEL

HOLY

HOUSE

LADY

MOTHER

PRIORY

WELL

GABRIEL

JESUS

MANOR

PILGRIMS

RICHELDIS

VISION

WORKMEN

CANDLES

HEALING

MARY

PRAY

WALSINGHAM